



MINI CRAWLER CRANE

MC090C-3

Crane Capacity **1,990lb x 4.5ft**
(900kg x 1.4m)

MINI CRAWLER CRANE

MC270C-3

Crane Capacity **5,900lb x 4.5ft**
(2,700kg x 1.4m)



SLIM 30" (750mm) BODY

5 SECTION BOOM - 28'1" (8.57m)

BOOM TIP SEARCHER HOOK (option)
31'10" (9.7m) MAXIMUM LIFTING HEIGHT

360° SWING WITH ANGLE LIMIT SETTING

MULTI ANGLE OUTRIGGER POSITIONS

MOMENT LIMITER DIGITAL LOAD SYSTEM

CRANE/OUTRIGGER INTERLOCK SAFETY SYSTEM

AUXILIARY WINCH w/ LONG ROPE
& HIGH CAPACITY (option)

WIRELESS REMOTE CONTROL
WITH LOAD/CAPACITY DISPLAY


MULTIPLE POWER OPTIONS
DIESEL / ELECTRIC



Programmable Moment Limiter



Detachable Electric Motor (Option)



Searcher Hook (Option)



Auxiliary Winch (Option)



Paddle Lever
Wireless Remote Control

Specifications

Model	MC090C-3US , MC270C-3US
Crane Capacities	MC090C-3 Main Boom : 4 Parts Line - 1,990lb x 4.5ft (900kg x 1.4m) MC270C-3 Main Boom : 4 Parts Line - 5,900lb x 4.5ft (2,700kg x 1.4m) Boom Tip Searcher Hook : 1,870lb (850kg) Auxiliary Winch : 1,980 lb (900kg)
Max Lifting Height	Hook Block, Ball : 28.54' (8.7m) Boom Tip Searcher Hook : 31.8' (9.7m)
Max Working Radius	Main Boom : 26.9' (8.2m) Boom Tip Searcher Hook : 29.4' (8.9m) Auxiliary Winch : 27.6' (8.4m)
Maximum Reach Below Grade	4 Parts Line - 33' (10.1m) 2 Parts Line - 66' (20.2m) 1 Part Line - 132' (40.4m) [164' (50m)w/ optional wire rope] Auxiliary Winch 1 Part Line : 328' (100m)
Boom System	Auto Telescopic 8.3' - 28.1' (2.53m - 8.57m) Range 0° - 76°
Travel System	0 - 1.37 mph 20° Gradability Track Footprint : 3'2" x 8" (975mm x 200mm) ea. Ground Pressure : 7.25 psi, (50.0 kPa), average/varies
Engine	Diesel : Perkins, E672L-F6701, 8.57hp, EPA Tier 4 Final, 3.1 gal. tank
Dual Power (Diesel / Electric)	Electric : Motor 5.5kw 208-230V 3P, Inverter Controlled 60Hz
Remote Control (wireless)	Graduated Crane & Outrigger Operation, 4 Micro Speed Settings, Digital Load & Capacity Display
Net Weight	Diesel : 4,390 lb. Diesel / Electric : 4,765 lb.
Optional Equipment	Boom Tip Searcher Hook, White Rubber Tracks, Single Part Ball / Hook, Man Basket, Rotation Resistant Wire Rope, Oktopus Glass Lifter / Manipulator, Custom Paint Color, Exhaust Scrubber, Transport Trailer, Outrigger Pads

MC090C-3 Rated Total Load Chart

MAXIMUM Outriggers, 4 Parts Line					
Boom Length	8.3 Ft.	8.4 - 13.3 Ft.	13.4 - 18.2 Ft.	18.3 - 23.2 Ft.	23.3 - 28.1 Ft.
Radius (Ft.)	Load (Lbs.)	Load (Lbs.)	Load (Lbs.)	Load (Lbs.)	Load (Lbs.)
4.5	1990	1990	1990		
5.0	1990	1990	1990		
6.5	1990	1990	1990	1800	
7.0	1990	1990	1990	1800	1210
8.0		1990	1990	1800	1210
10.0		1990	1990	1800	1210
11.5		1990	1990	1800	1210
11.8		1990	1990	1800	1210
12.0		1990	1990	1780	1210
13.0			1750	1650	1210
15.0			1350	1240	860
16.5			1160	1050	750
17.0			1160	1010	710
18.0				950	660
20.0				820	570
21.0				780	520
21.9				730	480
23.0					440
25.0					380
26.9					330

MC270C-3 Rated Total Load Chart

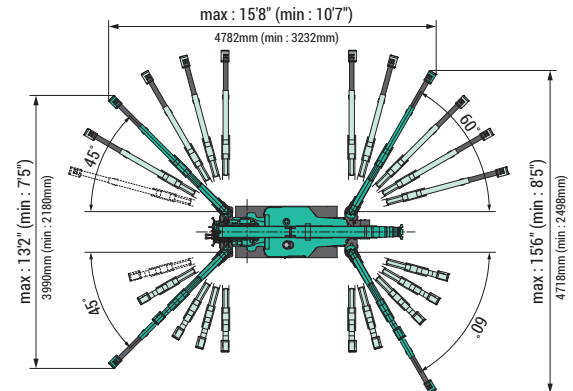
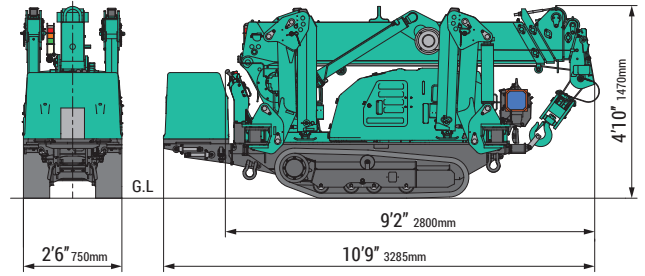
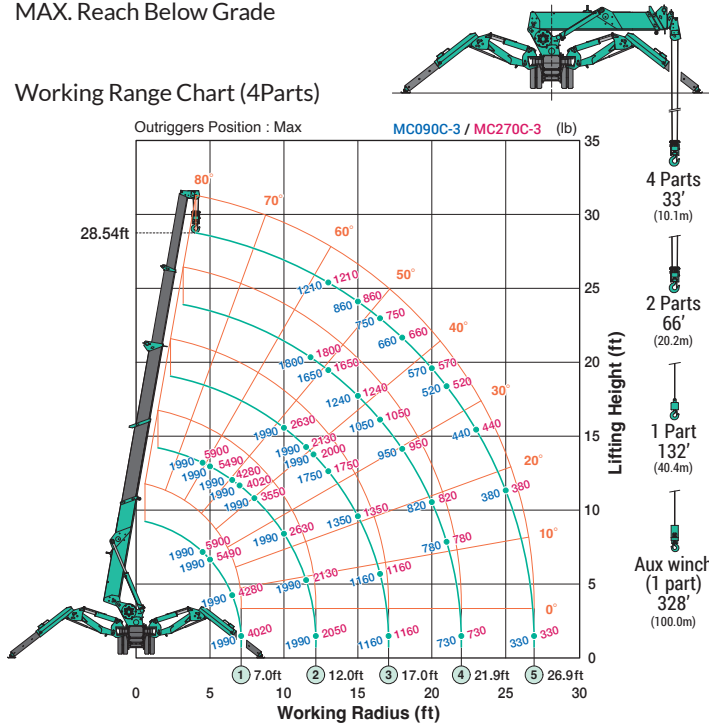
MAXIMUM Outriggers, 4 Parts Line					
Boom Length	8.3 Ft.	8.4 - 13.3 Ft.	13.4 - 18.2 Ft.	18.3 - 23.2 Ft.	23.3 - 28.1 Ft.
Radius (Ft.)	Load (Lbs.)	Load (Lbs.)	Load (Lbs.)	Load (Lbs.)	Load (Lbs.)
4.5	5900	5900	2630		
5.0	5490	5490	2630		
6.5	4280	4280	2630	1800	
7.0	4020	4020	2630	1800	1210
8.0		3550	2630	1800	1210
10.0		2630	2630	1800	1210
11.5		2130	2130	1800	1210
11.8		2080	2050	1800	1210
12.0			2050	2000	1780
13.0				1750	1650
15.0				1350	1240
16.5				1160	1050
17.0				1160	1010
18.0					950
20.0					820
21.0					780
21.9					730
23.0					480
25.0					380
26.9					330

OTHER THAN MAXIMUM Outriggers, 4 Parts Line					
Boom Length	8.3 Ft.	8.4 - 13.3 Ft.	13.4 - 18.2 Ft.	18.3 - 23.2 Ft.	23.3 - 28.1 Ft.
Radius (Ft.)	Load (Lbs.)	Load (Lbs.)	Load (Lbs.)	Load (Lbs.)	Load (Lbs.)
4.5	1990	1990	1100		
5.0	1990	1990	1100		
6.5	1990	1990	1100	880	
7.0	1990	1990	1100	880	720
8.0		1500	1100	880	720
10.0		1110	1100	880	720
11.5		850	900	880	720
11.8		810	870	880	720
12.0		790	850	860	720
13.0			750	750	720
15.0			590	600	600
16.5			440	500	500
17.0			440	450	450
18.0				400	400
20.0				340	340
21.0				300	300
21.9				260	260
23.0					220
25.0					170
26.9					130

OTHER THAN MAXIMUM Outriggers, 4 Parts Line					
Boom Length	8.3 Ft.	8.4 - 13.3 Ft.	13.4 - 18.2 Ft.	18.3 - 23.2 Ft.	23.3 - 28.1 Ft.
Radius (Ft.)	Load (Lbs.)	Load (Lbs.)	Load (Lbs.)	Load (Lbs.)	Load (Lbs.)
4.5	3790	3790	1100		
5.0	3720	3720	1100		
6.5	2410	2410	1100	880	
7.0	2100	2100	1100	880	720
8.0		1500	1100	880	720
10.0		1110	1100	880	720
11.5		850	900	880	720
11.8		810	870	880	720
12.0		790	850	860	720
13.0			750	750	720
15.0			590	600	600
16.5			440	500	500
17.0			440	450	450
18.0				400	400
20.0				340	340
21.0				300	300
21.9				260	260
23.0					220
25.0					170
26.9					130

MAX. Reach Below Grade

Working Range Chart (4Parts)



The Rated Total Load Chart is supplied for reference only. Operator and all personnel must refer to the actual crane Rated Total Load Chart to determine allowable machine lifting and operating procedures. We are constantly improving our products and reserve the right to change design and specifications at any time.

ASME B 30.5 compliant

